

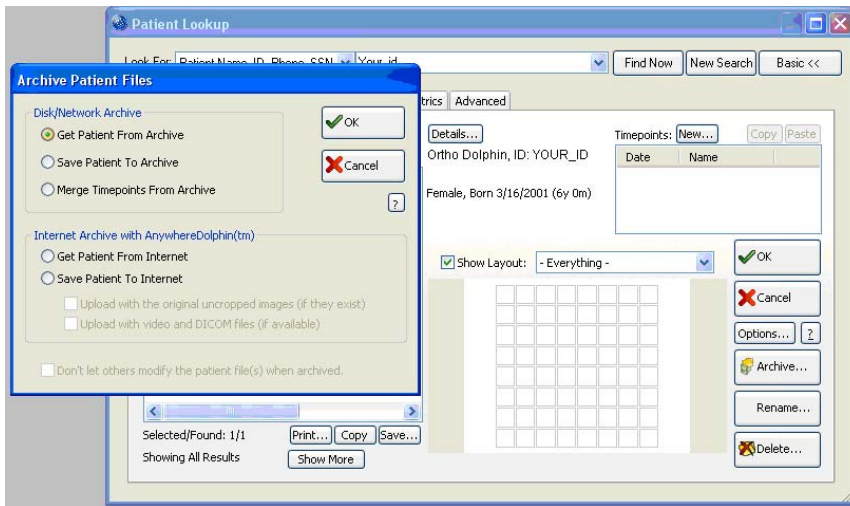
# Dolphin Imaging 11



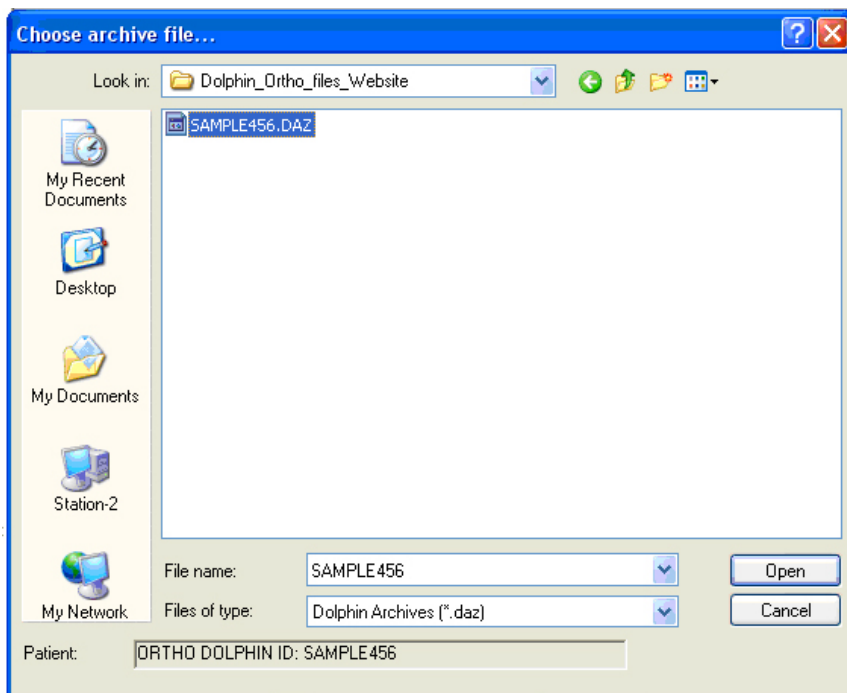
C-Dental X-Ray, Inc. now offers a Dolphin Imaging 3D viewer. You can go paperless too. We can post you dolphin files on our FTP site for you to download. This is a completely HIPPA compliant and paperless method of transmission and its faster than the mail. If you need us to send a physical or electronic copy of the panorex of full-mouth to the general dentist, we are glad to so upon request. Call your local C-Dental office to make arrangements.

## Import Instructions

Launch the Dolphin viewing software software and click on the “Patients” button.



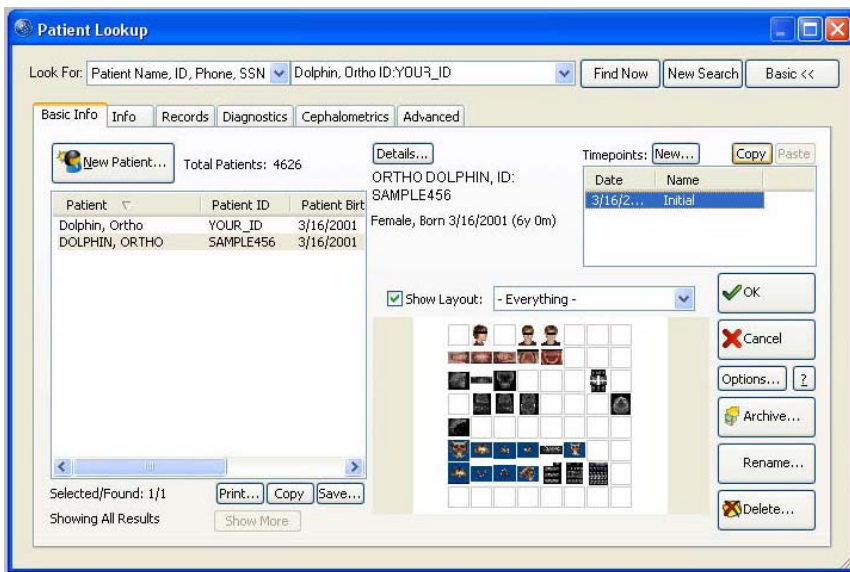
Click “Archive.” Then select “get patient from archive” and “OK.”



Select the .daz file from the CD or folder you have downloaded the file to.



Click open to begin the import process.



Now the patient is in your database. Click OK to begin working with the case.

Please call us if you require assistance.  
You may call Joanna Peck-Rashid in the Menlo Park office 650-323-0204 or [info@cdental.com](mailto:info@cdental.com).